

THIRANI PROJECTS LIMITED

Share Code : - Class of Security : Equity
 Report ended: 31/03/2019

Partly paid-up shares:-	No of partly paid-up shares	As a % of Total No of partly paid-up shares	As a % of Total No of shares of the company
Held by promoter/promoter group	Nil	Nil	Nil
Held by public	Nil	Nil	Nil
Total	Nil	Nil	Nil

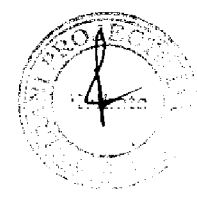
Outstanding convertible securities:-	No of Outstanding securities	As a % of Total No of outstanding convertible securities	As a % of Total No of shares of the company, assuming full conversion of the convertible securities
Held by promoter/promoter group	Nil	Nil	Nil
Held by public	Nil	Nil	Nil
Total	Nil	Nil	Nil

Warrants:-	No of warrants	As a % of Total No of warrants	As a % of Total No of shares of the company, assuming full conversion of warrants
Held by promoter/promoter group	Nil	Nil	Nil
Held by public	Nil	Nil	Nil
Total	Nil	Nil	Nil

Total paid-up capital of the company, assuming full conversion of warrants and convertible securities

20212875 Shares of Rs.10/- each

CERTIFIED TO BE TRUE COPY



KIPANI PROJECTS LIMITED

Fig Code : - Class of Security : Equity Face Value : Rs. 10/-
 (a) Statement showing Shareholding Pattern Quarter ended: 31/03/2019

Legend Sr (I)	Category of Shareholder (II)	No of Share-holders (III)	Total No of Shares (IV)	No of Shares held in Demat Form (V)	Total shareholding as a % of Tot Share		Shares pledged or otherwise encumbered	
					As a % of (A+B) (VI)	As a % of (A+B+C) (VII)	Shares (VIII)	As a % (IX)=(VIII)/(IV)*100

Promoter and Promoter Group

1. Indian

a. Individuals/Hindu Undivided Family								
b. Central/State Government(s)								
c. Bodies Corporate		3	4070000	4070000	20.1357	20.1357	N i l	N i l
d. Financial Institutions/Banks								
e. Any Other								
Sub Total (A1)		3	4070000	4070000	20.1357	20.1357	N i l	N i l

2. Foreign

a. Individuals (NRI/Foreign Individuals)								
b. Bodies Corporate								
c. Institutions								
d. Qualified Foreign Investor								
e. Any other								
Sub Total (A2)								
Total Shareholding of Promoter and Promoter Group A=(A1)+(A2)		3	4070000	4070000	20.1357	20.1357	N i l	N i l

Public Shareholding

1. Institutions

a. Mutual Funds/UTI								
b. Financial Institutions/Banks								
c. Central/State Government(s)								
d. Venture Capital Funds								
e. Insurance Companies								
f. Foreign Institutional Investors								
g. Foreign Venture Capital Investors								
h. Qualified Foreign Investor								
i. Any Other								
Sub Total (B1)								

2. Non-Institutions

a. Bodies Corporate	31	16059285	16059285	79.4550	79.4501		
b. Individuals holding							
i. Nominal Share Capital up to Rs.1 Lakh	496	72917	72917	.3607	.3607		
ii. Nominal Share Capital in excess of Rs.1 Lakh	1	10673	10673	.0528	.0528		
c. Qualified Foreign Investor							
d. Any Other							
Sub Total (B2)		528	16142875	16142875	79.8643	79.8643	
Total Public Shareholding B=(B1)+(B2)		528	16142875	16142875	79.8643	79.8643	

Total (A+B) 531 20212875 20212875 100.0000 100.0000



[Handwritten signature]

THIRANI PROJECTS LIMITED

Scrip Code : - Class of Security : Equity Face Value : Rs. 10/-
 (I)(a) Statement showing Shareholding Pattern Quarter ended: 31/03/2019

Category Code	Category of Shareholder (II)	No of Share-holders (III)	Total No of Shares (IV)	No of Shares held in Demat Form (V)	Total shareholding as a % of Tot Shes		Shares pledged or otherwise encumbered	
					As a % of (A + B) (VI)	As a % of (A+B+C) (VII)	Shares (VIII)	As a % (IX)=(VIII)/(IV)X100
C. Shares held by Custodian & against which Depository Receipts have been issued								
1.	Promoter and Promoter Group		Nil	Nil	Nil			Nil
2.	Public		Nil	Nil	Nil			Nil
Grand Total (A)+(B)+(C)			531	28212875	28212875			100.0000



(Handwritten signature)

INIRANI PROJECTS LIMITED

(31b) Statement showing holding of securities (including shares, warrants, convertible securities) of persons belonging to the category 'Promoter and Promoter Group'

Quarter ended 31/03/2014

1. Indian

C. Bodies Corporate

Details of Shares held		Escrowed shares		Details of warrants		Details of convertible securities		Total Shares (including underlying shares assuming full conversion of warrants and convertible securities) as a % of diluted share capital			
Sr No	Name of the Shareholder	No of Shares held	As a % of Grand Total (A)+(B)+(C)	No.	As a % (VI)= (V)/ (III)+(B)+(C)	No of Warrants held	As a % of total no of warrants of the same class (VII)= (VI)/(C)	No of convertible securities held	As a % of total no of convertible securities of the same class (X)= (IX)/(C)	(XII)	
(I)	(II)	(III)	(IV)	(V)	(VI)	(VII)	(VIII)	(IX)	(X)	(XI)	
1	APANAPAN DISTRIBUTORS PRIVATE LIMITED	3330000	16.4746	Nil	Nil	Nil	Nil	Nil	Nil	Nil	16.4746
2	RESPONCE DISTRIBUTORS PRIVATE LIMITED	370000	1.8305	Nil	Nil	Nil	Nil	Nil	Nil	Nil	1.8305
3	RESPONCE SUPPLIERS PRIVATE LIMITED	370000	1.8305	Nil	Nil	Nil	Nil	Nil	Nil	Nil	1.8305
Total :		4070000	20.1357	Nil	Nil	Nil	Nil	Nil	Nil	Nil	20.1357



[Handwritten signature]

THIRANI PROJECTS LIMITED

(1)(c)(i) Statement showing holding of securities (including shares, warrants, convertible securities) of persons belonging to the category 'Public' and holding more than 1% of the total no of shares

Sr No	Name of the Shareholder	No of Shares held	Shares as a % of total No of shares (i.e., Based held Total (A)+(B)+(C) indicated in Statement	Details of warrants		Details of convertible securities		Total shares (including underlying shares convertible assuming full conversion of warrants and convertible securities) as a % of diluted share capital
				No of Warrants held	As a % of total no of Warrants of the same class	No of convertible securities held	% w.r.t total no of convertible securities	
1	ZEM MERCHANTS PVT LTD.	1002500	4.9597	Nil	Nil	Nil	Nil	4.9597
2	BRAND MERCHANTS PRIVATE LIMITED	802250	3.9690	Nil	Nil	Nil	Nil	3.9690
3	Eagle Commodal Pvt Ltd	799910	3.9574	Nil	Nil	Nil	Nil	3.9574
4	Spotlight Trexim Private Limited	799000	3.9529	Nil	Nil	Nil	Nil	3.9529
5	Silvertasstrexim Pvt Ltd	785000	3.8837	Nil	Nil	Nil	Nil	3.8837
6	CLEAN MERCANTILES PRIVATE LIMITED	775000	3.8342	Nil	Nil	Nil	Nil	3.8342
7	QUARTZ MERCANTILES PRIVATE LIMITED	757500	3.7476	Nil	Nil	Nil	Nil	3.7476
8	Comex Impex Pvt Ltd	755000	3.7352	Nil	Nil	Nil	Nil	3.7352
9	Flavour Vanijya Pvt Ltd	751725	3.7190	Nil	Nil	Nil	Nil	3.7190
10	Logan Impex Pvt Ltd	750000	3.7105	Nil	Nil	Nil	Nil	3.7105
11	DHANUS COMMODEAL PVT LTD	750000	3.7105	Nil	Nil	Nil	Nil	3.7105
12	TARGET COMMODEAL PVT LTD	748000	3.6610	Nil	Nil	Nil	Nil	3.6610
13	ALLIED TREXIM PRIVATE LIMITED	720000	3.5621	Nil	Nil	Nil	Nil	3.5621
14	MAXIM TRADING AND FINVEST PVT. LTD.	680000	3.3642	Nil	Nil	Nil	Nil	3.3642
15	Softtouch Agency Pvt Ltd	660000	3.2652	Nil	Nil	Nil	Nil	3.2652
16	Nilanchal Dealcom Pvt Ltd	633150	3.1324	Nil	Nil	Nil	Nil	3.1324
17	Nashiev Trexim Pvt Ltd	608640	3.0112	Nil	Nil	Nil	Nil	3.0112
18	Lette Trexim Pvt Ltd	599000	2.9635	Nil	Nil	Nil	Nil	2.9635
19	Suparax Impex Pvt Ltd	541500	2.6790	Nil	Nil	Nil	Nil	2.6790
20	PRIYANKA TREXIM AND COMMERCE PRIVATE LIMITED	480000	2.3747	Nil	Nil	Nil	Nil	2.3747
21	RAMESH MERCANTILE PVT. LTD.	400000	1.9789	Nil	Nil	Nil	Nil	1.9789
22	Nashiev Dealcom Pvt Ltd	389564	1.9026	Nil	Nil	Nil	Nil	1.9026
23	Nicsa Merchandise Pvt Ltd	312486	1.5460	Nil	Nil	Nil	Nil	1.5460
	Total	15487225	76.6206	Nil	Nil	Nil	Nil	76.6206



[Handwritten signature]

THIRANI PROJECTS LIMITED

(E)(c)(ii) Statement showing holding of securities (including shares, warrants, convertible securities) of persons (together with PAC) belonging to the category 'Public' and holding more than 5% of the total no of shares of the company

Name(s) of the Shareholder(s) and the Persons Acting in Sr No Concept (PAC) with them	Shares as a % of total no of shares (i.e., Grand Total (A)→ (B)+(C) ind- icated in Statement at para (I) No of Shares (a) above)	Details of warrants		Details of convertible securities		Total shares (including underlying shares assuming full conver- sion of warrants and convertible securities) as a % of diluted share capital
		No of Warrants	As a % of total no of warrants of the same class	No of convertible securities held	% w.r.t total no of convertible securities of the same class	

--- Nil ---



Handwritten mark or signature.


THIRANI PROJECTS LIMITED

(17(d) Statement showing details of locked-in shares as on 31/03/2014

Page # 1

Sl. #	Folio/CIId/Depd	Name of the Shareholder	Locked-in Shares	Locked-in shares as a % of total No of shares (i.e., No of Grand Total (A)+(B)+(C) indicated in Statement of para (13(a) above)	Promoter/Promoter Group/ Public
-------	-----------------	-------------------------	------------------	---	------------------------------------

--- NIL ---



A handwritten signature in black ink, consisting of a stylized 'T' followed by a diagonal stroke.

THIRANI PROJECTS LIMITED

(II)(a) Statement showing details of Depository Receipts (DRs) as on 31/03/2019

Sl. & Type of Outstanding DR (ADR, GDR, SDR, etc.)	No of outstanding DRs	No of Shares Underlying Outstanding DRs	Shares underlying outstanding DRs as % of total No of Shares (i.e., Grand Total (A)+ (B)+(C) indicated in Statement at para (I)(a) above)
---	-----------------------------	--	---

--- Nil ---



✓

THIRANI PROJECTS LIMITED

(III)(b) Statement showing holding of Depository Receipts (DRs), where underlying shares held by 'promoter/promoter group' are in excess of 1% of the total no of shares as on 31/03/2019

Sl # Name of the DR Holder	Type of Outstanding DR (ADRs, GDRs, SDRs, etc.)	No of Shares Underlying Outstanding DRs	Shares underlying outstanding DRs as a % of total No of Shares (i.e., Grand Total (A+B)+C) indicated in Statement at para (I)(a) above)
----------------------------	---	---	---

--- Nil ---



THIRANI PROJECTS LIMITED
 Physical / NSDL / CDSL Summary Report as on 31/03/2014


	Holdings	Shares	% of
NSDL :	123	20200843	99.9405
CDSL :	408	12027	.0595
	531	20212870	100.0000



[Handwritten signature]

THIRANI PROJECTS LIMITED
 Distribution Schedule as on 31/03/2014

Share Holding	Upto	From	Holders	% age	No of Shares	% age
		500	464	87.3823	16067	.0795
	501	to 1.000	11	2.0716	9700	.0430
	1.001	to 2.000	15	2.9249	23600	.1158
	2.001	to 3.000	7	1.3183	17600	.0871
	4.001	to 5.000	3	.5650	15000	.0742
	10.001	and Above	31	5.8380	20131908	99.5994
Grand Total :			531	100.0000	20212875	100.0000



(Handwritten signature)

THIRANI PROJECTS LIMITED
 Distribution Schedule as on 31/03/2014

National Value of (Rs.)		Holders	% age	Amount (Rs.)	% age
Upto	5000	424	87.3823	160670	.0795
5,001 to	10,000	11	2.0715	87000	.0430
10,001 to	20,000	15	2.8249	236000	.1168
20,001 to	30,000	7	1.3193	176000	.0871
30,001 to	40,000	0	.0000	0	.0000
40,001 to	50,000	3	.5550	150000	.0742
50,001 to	1,00,000	0	.0000	0	.0000
1,00,001 and Above		31	5.8380	201319080	99.5994
Grand Total :		531	100.0000	202128750	100.0000

CERTIFIED TO BE TRUE COPY



18. Public Shareholding

- No of Shares : 16142875
 - % of shareholding : 79.8643
-

19. Promoters and Promoter Group Shareholding
a) Pledged/Encumbered

- No of Shares : Nil
- % of shares : Nil
(as a % of the total shareholding
of promoter and promoter group)
- % of shares : Nil
(as a % of the total share capital
of the company)

b) Non-encumbered

- No of Shares : 4070000
 - % of shares : 100.0000
(as a % of the total shareholding
of promoter and promoter group)
 - % of shares : 20.1357
(as a % of the total share capital
of the company)
-



ATTACHED TO BE TRUE COPY

Disc...

A