


General information about company	
Scrip code	538464
Name of company	THIRANI PROJECTS LIMITED
Result Type	Main Format
Date of start of financial year	01-04-2015
Date of end of financial year	31-03-2016
Date of board meeting when results were approved	10-02-2016
Date on which prior intimation of the meeting for considering financial results was informed to the exchange	21-01-2016
Description of presentation currency	INR
Level of rounding used in financial results	Lakhs
Reporting Quarter	3rd Quarter
Nature of report standalone or consolidated	Standalone
Whether results are audited or unaudited	Unaudited
Segment Reporting	Single Segment
Description of single segment	One Segment

Certified to be true copy
For THIRANI PROJECTS LIMITED

Robin Das


Managing Director/Director



Quarterly & Half Yearly Financial Result by Companies Other than Banks							
Particulars	3 months ended (dd-mm-yyyy)	Previous 3 months ended (dd-mm-yyyy)	Corresponding 3 months ended in the previous year (dd-mm-yyyy)	Year to date figures for current period ended (dd-mm-yyyy)	Year to date figures for previous period ended (dd-mm-yyyy)	Previous accounting year ended (dd-mm-yyyy)	
A	Date of start of reporting quarter	01-10-2015	01-07-2015	01-10-2014	01-04-2015	01-04-2014	01-04-2014
B	Date of end of reporting quarter	31-12-2015	30-09-2015	31-12-2014	31-12-2015	31-12-2014	31-03-2015
C	Whether results are audited or unaudited	Unaudited	Unaudited	Unaudited	Unaudited	Unaudited	Audited
D	Nature of report standalone or consolidated	Standalone	Standalone	Standalone	Standalone	Standalone	Standalone
Part I							
1 Revenue From Operations							
	Net sales or Revenue from Operations	29 066	43 156	38 948	114 789	89 852	136 932
	Other operating revenues	0	0	0	0	0	0
	Total Revenue from operations (net)	29 066	43 156	38 948	114 789	89 852	136 932
2 Expenses							
(a)	Cost of materials consumed	0	0	0	0	0	0
(b)	Purchases of stock-in-trade	0	0	0	0	0	0
(c)	Changes in inventories of finished goods, work-in-progress and stock-in-trade	0	0	0	0	0	0
(d)	Employee benefit expense	0.975	0.975	0.93	2.925	2.79	4.03
(e)	Depreciation and amortisation expense	0.024	0.024	0.068	0.072	0.205	0.261
(f)	Other Expenses						
1	Expenses	3.52	1.354	28.755	25.04	35.637	84.12
	Total other expenses	3.52	1.354	28.755	25.04	35.637	84.12




Quarterly & Half Yearly Financial Result by Companies Other than Banks							
Particulars	3 months ended (dd-mm-yyyy)	Previous 3 months ended (dd-mm-yyyy)	Corresponding 3 months ended in the previous year (dd-mm-yyyy)	Year to date figures for current period ended (dd-mm-yyyy)	Year to date figures for previous period ended (dd-mm-yyyy)	Previous accounting year ended (dd-mm-yyyy)	
A	Date of start of reporting quarter	01-10-2015	01-07-2015	01-10-2014	01-04-2015	01-04-2014	01-04-2014
B	Date of end of reporting quarter	31-12-2015	30-09-2015	31-12-2014	31-12-2015	31-12-2014	31-03-2015
C	Whether results are audited or unaudited	Unaudited	Unaudited	Unaudited	Unaudited	Unaudited	Audited
D	Nature of report standalone or consolidated	Standalone	Standalone	Standalone	Standalone	Standalone	Standalone
Part I							
	Total expenses	4.519	2.353	29.753	28.037	38.632	88.411
3	Profit (loss) from operations before other income, finance costs and exceptional items	24.547	40.803	9.195	86.752	51.22	48.521
4	Other income	0	0	0	0	0	0.049
5	Profit (loss) from ordinary activities before finance costs and exceptional items	24.547	40.803	9.195	86.752	51.22	48.57
6	Finance costs	0	0	0	0	0	0.004
7	Profit (loss) from ordinary activities after finance costs but before exceptional items	24.547	40.803	9.195	86.752	51.22	48.566
8	Exceptional items	0	0	0	0	0	0
9	Profit (loss) from ordinary activities before tax	24.547	40.803	9.195	86.752	51.22	48.566
10	Tax Expense	0	0	0	0	0	20.715
11	Net profit (loss) from ordinary activities after tax	24.547	40.803	9.195	86.752	51.22	27.851
12	Extraordinary items	0	0	0	0	0	0
13	Net profit (loss) for the period	24.547	40.803	9.195	86.752	51.22	27.851
14	Share of profit (loss) of associates						
15	Profit (loss) of minority interest						
16	Net Profit (loss) after taxes minority interest and share of profit (loss) of associates	24.547	40.803	9.195	86.752	51.22	27.851
17	Details of equity share capital						
	Paid-up equity share capital	2021.288	2021.288	2021.288	2021.288	2021.288	2021.288
	Face value of equity share capital	10	10	10	10	10	10
18	Reserves excluding revaluation reserve	0	0	0	0	0	25.115



Quarterly & Half Yearly Financial Result by Companies Other than Banks							
Particulars		3 months ended (dd-mm-yyyy)	Previous 3 months ended (dd-mm-yyyy)	Corresponding 3 months ended in the previous year (dd-mm-yyyy)	Year to date figures for current period ended (dd-mm-yyyy)	Year to date figures for previous period ended (dd-mm-yyyy)	Previous accounting year ended (dd-mm-yyyy)
A	Date of start of reporting quarter	01-10-2015	01-07-2015	01-10-2014	01-04-2015	01-04-2014	01-04-2014
B	Date of end of reporting quarter	31-12-2015	30-09-2015	31-12-2014	31-12-2015	31-12-2014	31-03-2015
C	Whether results are audited or unaudited	Unaudited	Unaudited	Unaudited	Unaudited	Unaudited	Audited
D	Nature of report standalone or consolidated	Standalone	Standalone	Standalone	Standalone	Standalone	Standalone
Part I							
19 Earnings per share							
i Earnings per share before extraordinary items							
	Basic earnings per share before extraordinary items	0.121	0.202	0.045	0.429	0.253	0.138
	Diluted earnings per share before extraordinary items	0.121	0.202	0.045	0.429	0.253	0.138
ii Earnings per share after extraordinary items							
	Basic earnings per share after extraordinary items	0.121	0.202	0.045	0.429	0.253	0.138
	Diluted earnings per share after extraordinary items	0.121	0.202	0.045	0.429	0.253	0.138
Part II							
1 Public share holding [abstract]							
	Number of shares of held by public	16142875	16142875	16142875	16142875	16142875	16142875
	Percentage of shareholding held by public	79.864%	79.864%	79.864%	79.864%	79.864%	79.864%
2 Promoters and promoters group shareholding [abstract]							
(a) Details of pledged or encumbered shares [abstract]							
	Pledged/Encumbered - Number of shares	0	0	0	0	0	0
	Pledged/Encumbered - Percentage of shares (as a % of the total shareholding of promoter and promoter group)	0.000%	0.000%	0.000%	0.000%	0.000%	0.000%
	Pledged/Encumbered - Percentage of shares (as a % of the total share capital of the company)	0.000%	0.000%	0.000%	0.000%	0.000%	0.000%




Quarterly & Half Yearly Financial Result by Companies Other than Banks							
Particulars		3 months ended (dd-mm-yyyy)	Previous 3 months ended (dd-mm-yyyy)	Corresponding 3 months ended in the previous year (dd-mm-yyyy)	Year to date figures for current period ended (dd-mm-yyyy)	Year to date figures for previous period ended (dd-mm-yyyy)	Previous accounting year ended (dd-mm-yyyy)
A	Date of start of reporting quarter	01-10-2015	01-07-2015	01-10-2014	01-04-2015	01-04-2014	01-04-2014
B	Date of end of reporting quarter	31-12-2015	30-09-2015	31-12-2014	31-12-2015	31-12-2014	31-03-2015
C	Whether results are audited or unaudited	Unaudited	Unaudited	Unaudited	Unaudited	Unaudited	Audited
D	Nature of report standalone or consolidated	Standalone	Standalone	Standalone	Standalone	Standalone	Standalone
Part II							
(b) Details of non-encumbered shares [abstract]							
	Non-encumbered - Number of Shares	4070000	4070000	4070000	4070000	4070000	4070000
	Non-encumbered - Percentage of shares (as a% of the total shareholding of promoter and promoter group)	100.000%	100.000%	100.000%	100.000%	100.000%	100.000%
	Non-encumbered - Percentage of shares (as a % of the total share capital of the company)	20.136%	20.136%	20.136%	20.136%	20.136%	20.136%
B Investor Complaints							
	Pending at the beginning of the quarter	0					
	Received during the quarter	0					
	Disposed of during the quarter	0					
	Remaining unresolved at the end of the quarter	0					
	Disclosure of notes on financial results	Textual Information(1)					




Text Block	
Textual Information(1)	(1). The above unaudited financial results after review of the Audit Committee were approved by the Board of Directors at its meeting held on 10th February, 2016. The statutory auditors of the Company have carried a Limited Review of the Financial Result. (2). No investors complaint remains pending at the quarter ended on 31st December 2015. (3). Previous years figures have been regrouped / rearranged to conform to Current years classification. (4). Provision for Tax Liability, if any will be considered at year end. (5). Company has only one segment and hence no separate segment result has been given.




Sub classification of income and expenses						
Particulars	3 months ended (dd-mm-yyyy)	Previous 3 months ended (dd-mm-yyyy)	Corresponding 3 months ended in the previous year (dd-mm-yyyy)	Year to date figures for current period ended (dd-mm-yyyy)	Year to date figures for previous period ended (dd-mm-yyyy)	Previous accounting year ended (dd-mm-yyyy)
1 Date of start of reporting quarter	01-10-2015	01-07-2015	01-10-2014	01-04-2015	01-04-2014	01-04-2014
2 Date of end of reporting quarter	31-12-2015	30-09-2015	31-12-2014	31-12-2015	31-12-2014	31-03-2015
3 Whether results are audited or unaudited	Unaudited	Unaudited	Unaudited	Unaudited	Unaudited	Audited
4 Nature of report standalone or consolidated	Standalone	Standalone	Standalone	Standalone	Standalone	Standalone
Subclassification of income and expenses						
1 Disclosure of revenue from operations						
Revenue from sale of products						
Revenue from sale of services						
Revenue from interest (NBFC)	29.066	43.156	38.948	114.789	89.852	136.932
Revenue from other financial services (NBFC)						
Less: Excise duty						
Less: Service tax collected						
Less: Other duties taxes collected						
Net sales or Revenue from Operations	29.066	43.156	38.948	114.789	89.852	136.932
2 Disclosure of other operating revenues						
Other operating revenues						
Net gain/loss on foreign currency fluctuations treated as other operating revenue						
Miscellaneous other operating revenues						
Total other operating revenues						



Sub classification of income and expenses						
Particulars	3 months ended (dd-mm-yyyy)	Previous 3 months ended (dd-mm-yyyy)	Corresponding 3 months ended in the previous year (dd-mm-yyyy)	Year to date figures for current period ended (dd-mm-yyyy)	Year to date figures for previous period ended (dd-mm-yyyy)	Previous accounting year ended (dd-mm-yyyy)
1 Date of start of reporting quarter	01-10-2015	01-07-2015	01-10-2014	01-04-2015	01-04-2014	01-04-2014
2 Date of end of reporting quarter	31-12-2015	30-09-2015	31-12-2014	31-12-2015	31-12-2014	31-03-2015
3 Whether results are audited or unaudited	Unaudited	Unaudited	Unaudited	Unaudited	Unaudited	Audited
4 Nature of report stand-alone or consolidated	Standalone	Standalone	Standalone	Standalone	Standalone	Standalone
Subclassification of income and expenses						
4 Employee benefit expense [Abstract]						
Salaries and wages	0.975	0.975	0.93	2.925	2.79	4.03
Contribution to provident and other funds						
Contribution to provident and other funds for contract labour						
Contribution to provident and other funds for others						
Total contribution to provident and other funds						
Expense on employee stock option scheme and employee stock purchase plan						
Commission employees						
Employee medical insurance expenses						
Leave encashment expenses						
Gratuity						
Pension schemes						
Voluntary retirement compensation						
Other retirement benefits						
Staff welfare expense						
Other employee related expenses						
Total employee benefit expense	0.975	0.975	0.93	2.925	2.79	4.03
5 Depreciation and amortisation expense						
Depreciation expense	0.024	0.024	0.068	0.072	0.205	0.261
Amortisation expense						
Total depreciation and amortisation expense	0.024	0.024	0.068	0.072	0.205	0.261




Sub classification of income and expenses							
Particulars	3 months ended (dd-mm-yyyy)	Previous 3 months ended (dd-mm-yyyy)	Corresponding 3 months ended in the previous year (dd-mm-yyyy)	Year to date figures for current period ended (dd-mm-yyyy)	Year to date figures for previous period ended (dd-mm-yyyy)	Previous accounting year ended (dd-mm-yyyy)	
1	Date of start of reporting quarter	01-10-2015	01-07-2015	01-10-2014	01-04-2015	01-04-2014	01-04-2014
2	Date of end of reporting quarter	31-12-2015	30-09-2015	31-12-2014	31-12-2015	31-12-2014	31-03-2015
3	Whether results are audited or unaudited	Unaudited	Unaudited	Unaudited	Unaudited	Unaudited	Audited
4	Nature of report standalone or consolidated	Standalone	Standalone	Standalone	Standalone	Standalone	Standalone
Subclassification of income and expenses							
6	Breakup of other expenses [Abstract]						
1	Consumption of stores and spare parts						
2	Power and fuel						
3	Rent						
4	Repairs to building						
5	Repairs to machinery						
6	Insurance						
7	Rates and taxes excluding taxes on income						
	Central excise duty						
	Purchase tax						
	Other cess taxes	0	0.033	0	0.058	0.058	0.058
	Cost taxes other levies by government local authorities						
	Provision wealth tax						
	Total rates and taxes excluding taxes on income	0	0.033	0	0.058	0.058	0.058
8	Research development expenditure						
9	Subscriptions membership fees						
10	Electricity expenses						
11	Telephone postage	0.032	0.095	0.025	0.153	0.164	0.194
12	Printing stationery	0.485	0.05	0.322	0.594	0.485	0.56
13	Information technology expenses	0.045	0	0.045	0.045	0.045	0.045
14	Travelling conveyance						
15	Catering canteen expenses						
16	Entertainment expenses						
17	Legal professional charges	0.13	0.16	0.075	0.382	1.349	1.424
18	Training recruitment expenses						
19	Vehicle running expenses						
20	Safety security expenses						
21	Directors sitting fees						
22	Managerial remuneration						
	Remuneration to directors						
	Salary to directors	0.21	0.21	0.21	0.63	0.63	0.84
	Commission to directors						



	Other benefits to directors						
	Total remuneration to directors	0.21	0.21	0.21	0.63	0.63	0.84
Remuneration to managers							
	Salary to managers						
	Commission to managers						
	Other benefits to managers						
	Total remuneration to managers						
	Total managerial remuneration	0.21	0.21	0.21	0.63	0.63	0.84
23	Donations subscriptions						
24	Books periodicals						
25	Seminars conference expenses						
26	Registration filing fees	0.03	0.072	0.114	0.108	0.114	0.138
27	Custodial fees	1.718	0	0	1.718	1.124	1.124
28	Bank charges	0.007	0.001	0.002	0.015	0.021	0.022
29	Guest house expenses						
30	Advertising promotional expenses	0.198	0.216	0.212	0.587	0.431	0.594
31	After sales service expenses						
32	Warranty claim expenses						
33	Commission paid sole selling agents						
34	Commission paid other selling agents	0	0	0	0	0	10
35	Commission paid sole buying agents						
36	Transportation distribution expenses						
37	Secondary packing expenses						
38	Discounting charges						
39	Guarantee commission						
40	Cost repairs maintenance other assets						
41 Cost information technology							
	Cost software						
	Cost hardware						
	Cost communication connectivity						
	Total cost information technology						
42 Cost transportation							
	Cost freight						
	Cost octroi						
	Cost loading and unloading						
	Cost other transporting						
	Total cost transportation						
43	Cost lease rentals						
44	Cost effluent disposal						
45	Provision for cost of restoration						
46	Cost warehousing						
47	Cost water charges						




48	Cost reimbursable expenses						
49	Cost technical services						
50	Cost royalty						
51	Provision bad doubtful debts created						
52	Provision bad doubtful loans advances created						
53	Adjustments to carrying amounts of investments						
	Provision diminution value current investments created						
	Provision diminution value long-term investments created						
	Total adjustments to carrying amounts of investments						
54	Net provisions charged						
	Provision warranty claims created						
	Provision statutory liabilities created						
	Provision restructuring created						
	Other provisions created						
	Total net provisions charged						
55	Discount issue shares debentures written off						
	Discount issue shares written off						
	Discount issue debentures written off						
	Total discount issue shares debentures written off						
56	Write-off assets liabilities						
	Miscellaneous expenditure written off						
	Financing charges written off						
	Voluntary retirement compensation written off						
	Technical know-how written off						
	Other miscellaneous expenditure written off						
	Total miscellaneous expenditure written off						
	Fixed assets written off						
	Inventories written off						
	Investments written off						
	Bad debts written off						
	Bad debts advances written off						
	Other assets written off						
	Liabilities written off						
	Total write-off assets liabilities						
57	Loss on disposal of intangible asset						
	Loss on disposal, discard, demolishment and						




58	destruction of depreciable tangible asset						
59	Contract cost						
	Site labour supervision cost contracts						
	Material cost contract						
	Depreciation assets contracts						
	Cost transportation assets contracts						
	Hire charges assets contracts						
	Cost design technical assistance contracts						
	Warranty cost contracts						
	Other claims contracts						
	Sale material scrap other assets contracts						
	Overhead costs apportioned contracts						
	Insurance cost apportioned contract						
	Design technical assistance apportioned contracts						
	Other overheads apportioned contracts						
	Total overhead costs apportioned contracts						
	Total contract cost						
60	Cost dry wells						
61	Operating and maintenance cost of emission and other pollution reduction equipments						
62	Payments to auditor						
	Payment for audit services						
	Payment for taxation matters	0	0	0	0	0	0.281
	Payment for company law matters	0	0	0	0	0	0.15
	Payment for management services	0	0	0	0	0	0.03
	Payment for other services	0	0	0	0	0.405	0.405
	Payment for reimbursement of expenses						
	Total payments to auditor	0	0	0	0	0.405	0.866
63	Payments to cost auditor						
	Payment for cost audit charges						
	Payment for cost compliance report						
	Payment for other cost services						
	Payment to cost auditor for reimbursement of expenses						
	Total payments to cost auditor						
64	Miscellaneous expenses	0.665	0.517	27.75	20.75	30.811	68.255




	Total other expenses	3.52	1.354	28.755	25.04	35.637	84.12
--	-----------------------------	------	-------	--------	-------	--------	-------



Sub classification of income and expenses							
Particulars	3 months ended (dd-mm-yyyy)	Previous 3 months ended (dd-mm-yyyy)	Corresponding 3 months ended in the previous year (dd-mm-yyyy)	Year to date figures for current period ended (dd-mm-yyyy)	Year to date figures for previous period ended (dd-mm-yyyy)	Previous accounting year ended (dd-mm-yyyy)	
1	Date of start of reporting quarter	01-10-2015	01-07-2015	01-10-2014	01-04-2015	01-04-2014	01-04-2014
2	Date of end of reporting quarter	31-12-2015	30-09-2015	31-12-2014	31-12-2015	31-12-2014	31-03-2015
3	Whether results are audited or unaudited	Unaudited	Unaudited	Unaudited	Unaudited	Unaudited	Audited
4	Nature of report standalone or consolidated	Standalone	Standalone	Standalone	Standalone	Standalone	Standalone
Subclassification of income and expenses							
7	Disclosure of other income						
(a)	Interest income						
	Interest income on current investments						
	Interest on fixed deposits, current investments						
	Interest from customers on amounts overdue, current investments						
	Interest on current intercorporate deposits						
	Interest on current debt securities						
	Interest on current government securities						
	Interest on other current investments						
	Total interest income on current investments						
	Interest income on long-term investments						
	Interest on fixed deposits, long-term investments						
	Interest from customers on amounts overdue, long-term investments						
	Interest on long-term intercorporate deposits						
	Interest on long-term debt securities						
	Interest on long-term government securities						
	Interest on other long-term investments						
	Total interest income on long-term investments						
	Total interest income						
(b)	Dividend income						
	Dividend income current investments						
	Dividend income current investments from subsidiaries						
	Dividend income current equity securities						
	Dividend income current mutual funds						
	Dividend income current investments from others						
	Total dividend income current investments						
	Dividend income long-term investments						
	Dividend income long-term investments from subsidiaries						
	Dividend income long-term equity securities						



	Dividend income long-term mutual funds						
	Dividend income long-term investments from others						
	Total dividend income long-term investments						
	Total dividend income						
(C)	Net gain/loss on sale of investments						
	Net gain/loss on sale of current investments						
	Net gain/loss on sale of long-term investments						
	Total net gain/loss on sale of investments						
(d)	Rental income on investment property						
	Rental income on investment property, current						
	Rental income on investment property, long-term						
	Total rental income on investment property						
(e)	Other non-operating income						
	Net gain/loss on foreign currency fluctuations treated as other income						
	Surplus on disposal, discard, demolition and destruction of depreciable tangible asset						
	Gain on disposal of intangible asset						
	Amount credited to profit and loss as transfer from revaluation reserve on account of additional depreciation charged on revalued tangible assets						
	Excess provision diminution in value investment written back						
	Excess provisions bad doubtful debts advances written back						
	Income government grants subsidies						
	Income export incentives						
	Income import entitlements						
	Income insurance claims						
	Income from subsidiaries						
	Interest and income tax refund	0	0	0	0	0	0.049
	Income on brokerage commission						
	Income on sales tax benefit						
	Excess provisions written back						
	Other allowances deduction other income						
	Miscellaneous other non-operating income						
	Total other non-operating income	0	0	0	0	0	0.049
	Income from pipeline transportation						
	Total other income	0	0	0	0	0	0.049



Sub classification of income and expenses							
Particulars	3 months ended (dd-mm-yyyy)	Previous 3 months ended (dd-mm-yyyy)	Corresponding 3 months ended in the previous year (dd-mm-yyyy)	Year to date figures for current period ended (dd-mm-yyyy)	Year to date figures for previous period ended (dd-mm-yyyy)	Previous accounting year ended (dd-mm-yyyy)	
1	Date of start of reporting quarter	01-10-2015	01-07-2015	01-10-2014	01-04-2015	01-04-2014	01-04-2014
2	Date of end of reporting quarter	31-12-2015	30-09-2015	31-12-2014	31-12-2015	31-12-2014	31-03-2015
3	Whether results are audited or unaudited	Unaudited	Unaudited	Unaudited	Unaudited	Unaudited	Audited
4	Nature of report standalone or consolidated	Standalone	Standalone	Standalone	Standalone	Standalone	Standalone
Subclassification of income and expenses							
8 Disclosure of finance cost							
Interest expense							
Interest expense long-term loans							
	Interest expense long-term loans, banks						
	Interest expense long-term loans, others						
	Total interest expense long-term loans						
Interest expense short-term loans							
	Interest expense short-term loans, banks						
	Interest expense short-term loans, others	0	0	0	0	0	0.004
	Total interest expense short-term loans	0	0	0	0	0	0.004
	Interest expense deposits						
	Interest expense debt securities						
	Interest expense other borrowings						
	Interest expense borrowings						
	Interest lease financing						
	Other interest charges						
	Total interest expense	0	0	0	0	0	0.004
	Other borrowing costs						
	Net gain/loss on foreign currency transactions and translations treated as finance costs						
	Total finance costs	0	0	0	0	0	0.004
	Disclosure of notes on income and expense explanatory						

